


HOW TO CHECK YOUR EMC TREC INSTALLATION NUMBER

1. Log into EMC.
2. Close all the open windows in the desktop.
3. Click the green question mark atop of the toolbar:



4. A form will open up looking something like this:

1.2 EMC TREC Installation Version 1:




1.2.1 Client:

The version number will appear at the bottom of the form, as in the example above we can see EMC Client Sys:1.0.136(Sep 2010).

1.2.2 Server:

The version number will appear at the bottom of the form, as in the example above we can see EMC Server Sys:1.0.360(Sep 2010).

1.3 EMC TREC Installation Version 2




1.3.1 Client

The version number will appear at the bottom of the form, as in the example above we can see EMC Client Sys:1.0.333(Aug 2012).

1.3.2 Server

The version number will appear at the bottom of the form, as in the example above we can see EMC Server Sys:1.0.1295(Aug 2012).

1.4 EMC TREC Installation Version 3



1.4.1 Client

The version number will appear at the bottom of the form, as in the example above we can see EMC Client Sys:1.0.558(Nov 2013).

1.4.2 Server

The version number will appear at the bottom of the form, as in the example above we can see EMC Server Sys:1.0.1727(Nov 2013).

1.5 How to Upgrade to the latest EMC TREC Installation Version ?

NOTE: If you are not 100% sure that either the EMC Client or the EMC Server is installed, please call the system administrator or TREC.

1.5.1 Upgrading the EMC TREC Client

Go to www.trec.co.za on the links tab click the “Download EMC Client” link.

1.5.1.1 Download the EMCClient_Install.exe file.

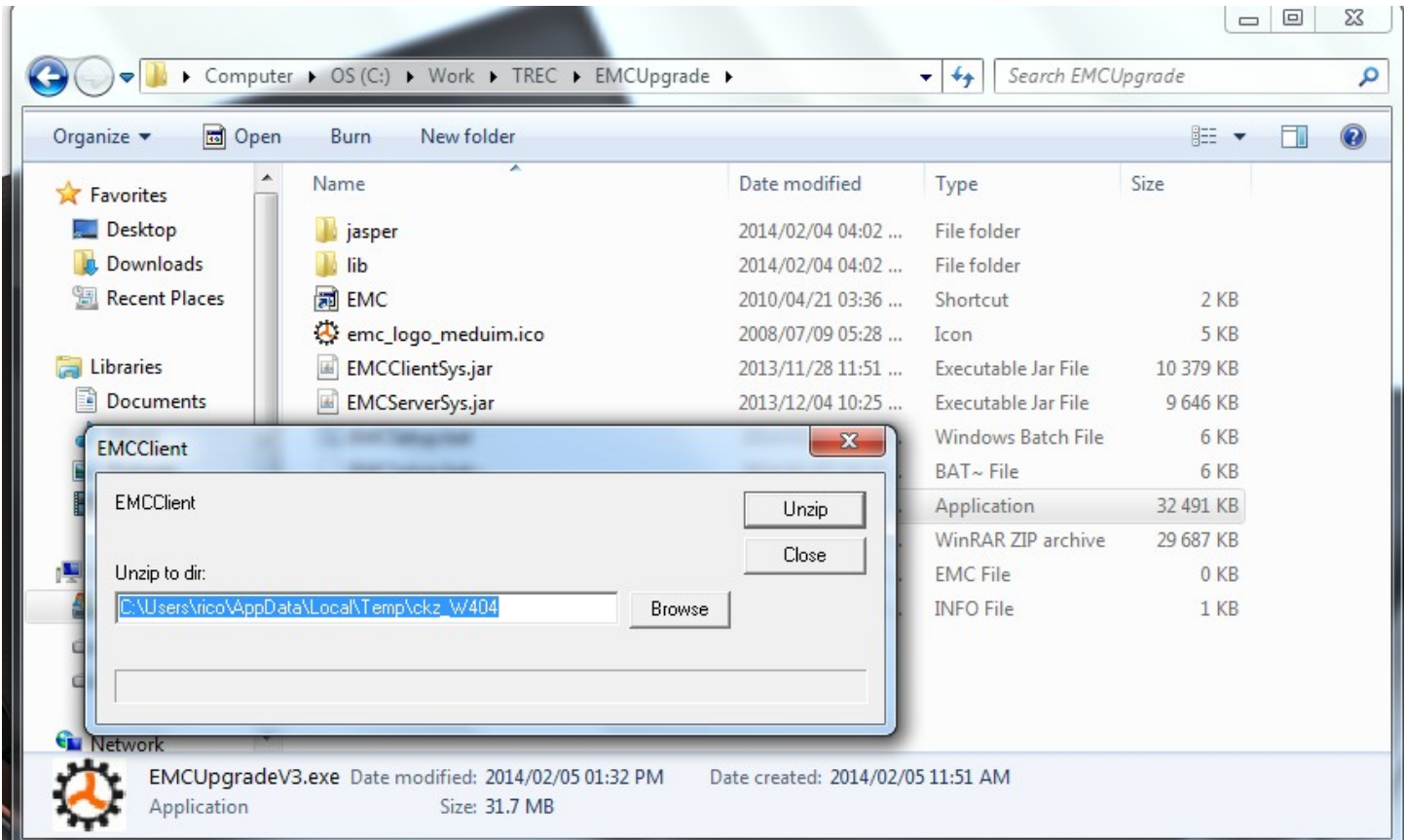
1.5.1.2 Run the EMCClient_Install.exe file as administrator(right click on the file and select “Run as Administrator”).

1.5.2 Upgrading the EMC TREC Server

Go to www.trec.co.za on the links tab click the “Upgrade EMC Server” link.

1.5.2.1 Download the EMCUpgradeV3.exe file.

1.5.2.2 Run the EMCUpgradeV3.exe file as administrator(right click on the file and select “Run as Administrator”).You will see the following :



Click the Unzip button and a black screen will pop-up, allow a few minutes:

